

Dialogic® 1000 Media Gateway Series

The Dialogic® 1000 Media Gateway Series (DMG1000 Gateways) allows for a well-planned, phased migration to an IP network, making the gateways a smart solution for enterprises looking to enhance their legacy PBX equipment with new VoIP access and applications. Connected between a PBX or a digital handset and a LAN or WAN, the DMG1000 Gateways convert proprietary digital PBX messages into a format suitable for transmission over IP networks.



Features	Benefits
<p>Suitable for small to medium enterprises and easy to install, configure, and maintain.</p> <p>Compatible with a variety of popular PBX manufacturers including Avaya, NEC, Nortel, and Siemens</p>	<p>Protects investment in legacy telecommunications equipment and allows a controlled migration to IP technology</p>
<p>Support for IP load balancing and IP fault tolerance</p>	<p>Allows the ability for inbound (TDM-to-IP) calls to round-robin between available media servers and automatically routes calls away from unresponsive media or proxy servers</p>
<p>Seamless interoperability with Dialogic® PowerMedia™ HMP Software</p>	<p>Provides the options for customers to build enhanced applications on top of base gateway and PBX functions</p>
<p>Supports configuration via serial, telnet, and a web browser including context-sensitive help</p>	<p>Easy to install, configure, debug, and maintain</p>
<p>IP security features include TLS, SRTP, and HTTPS</p>	<p>Enables secure communications for SIP messages via TLS, for media stream via SRTP, and for web interface via HTTPS</p>

Dialogic® 1000 Media Gateway Series

Applications

- Centralized VoIP and FoIP application servers, including IP-based voice mail and unified messaging
- IVR and announcements
- IP PBX
- VoIP extension to branch offices
- Contact centers

Specific PBX digital network interface gateway units are compatible with the PBXs listed in Table 1. Units are specified by product code for convenient ordering.

Manufacturer	Models	Software Version	Product Code
Avaya	DEFINITY G3 S8100, S8300, S8700, and S8710	Version 3 or greater Communications Manager SW V2.0 or greater	DMG1008DNIW
	Legend	Release 7.0 or greater	DMG1008LSW
	Magix	Release 2.0 or greater	DMG1008DNIW
NEC	2000 IPS 2400 IMG 2400 IMX 2400 IPX	Release 8.2 or greater Release 7400 or greater Release 5200 Dec. 92 1b or greater Release V.17 issue 3.46.001 or greater	DMG1008DNIW
Nortel	Meridian 1 – Option 11, 21, 21A, 51, 61, 71, and 81 Meridian SL1 – Generic X11 Nortel Communication Server – 1000E, 1000M, and 1000S	Release 15 or greater and options 19 and 46 are required Release 15 or greater and options 19 and 46 are required Release V3.0 or greater	DMG1008DNIW
	Norstar 8X24 Norstar MICS	DR5 Release 1.2 or greater Release 4.5 or greater	
Siemens	Hicom 300E CS	Release 9006.4 or greater (Note: North American software load only)	DMG1008DNIW
	Hicom 300E	Release 2.0 or greater (Note: EU software load only)	DMG1008DNIW or DMG1008LSW
Various	Including Alcatel, Avaya, Ericsson, Fujitsu, Mitel, Siemens, etc., through analog port and/or serial port integration		DMG1008LSW or DMG1004LSW

Cables are not included. Each unit requires one Ethernet cable per unit and one RJ-11 cable per PBX channel.

Table 1. PBX Digital Network Interface PBX Compatibility

Functional Description

The DMG1000 Gateways each contain eight digital PBX emulation interfaces and a 10/100 Base-T Ethernet connection for connecting to a LAN. An analog loop start unit designed for voice mail and unified messaging applications is also available to connect to PBXs that do not have an appropriate digital interface. The analog loop start unit supports integration via in-band signaling (DTMF or FSK) or serial protocols (SMDI, MCI, and MD-110).

The DMG1000 Gateways provide a simple, cost-effective transition to voice and data convergence for enterprises with PBXs. Connected externally, they offer an IP solution that works with current legacy equipment. They support SIP-based applications as well as T.38 for fax transmissions over IP (FoIP).

Gateway unit features include:

- **Voice over Internet Protocol (VoIP)** – Supports SIP per RFC 3261. Uses Real-time Transport Protocol/Real-Time Control Protocol (RTP/RTCP) for delivery of voice over the LAN or WAN
- **IP security** — Supports TLS for SIP messages, SRTP for media stream, and HTTPS for web interface
- **Enhanced voice processing** – Supports a variety of compression algorithms, including G.711 A-law and μ -law, G.723.1, and G.729AB
- **T.38 Fax over Internet Protocol (FoIP)** – Emulation units transcode fax from T.30 fax protocol, supporting V.17, V.21, V.27, and V.29 modulation schemes, to T.38 for transmission over a packet network
- **Hot swap** – Allows gateway units to be added or removed without affecting other gateway units
- **Web server interface** – Each gateway unit is delivered with a web server interface, allowing configuration and software upgrades via a web browser

Dialogic® 1000 Media Gateway Series

Configurations

The DMG1000 Gateways can be used to connect IP telephones to a legacy PBX, integrate network-hosted applications with the PBX, extend the PBX to branch offices, and integrate various voice and call processing capabilities in an enterprise LAN or WAN environment. Using exclusive PBX network interfaces (emulating), these media gateway appliances provide exceptional IP to PBX integration capabilities to protect an investment in legacy telecom equipment.

Figures 1 and 2 provide sample configurations.

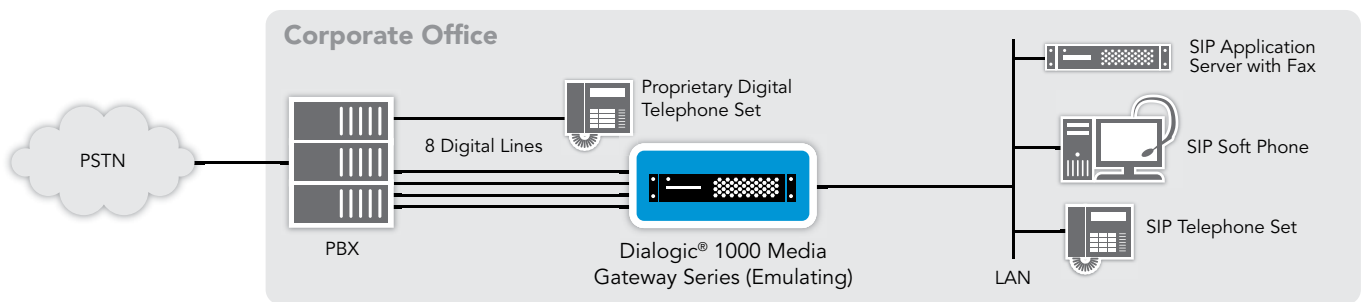


Figure 1. IP-Enabled PBX in Communication with SIP Devices over a LAN

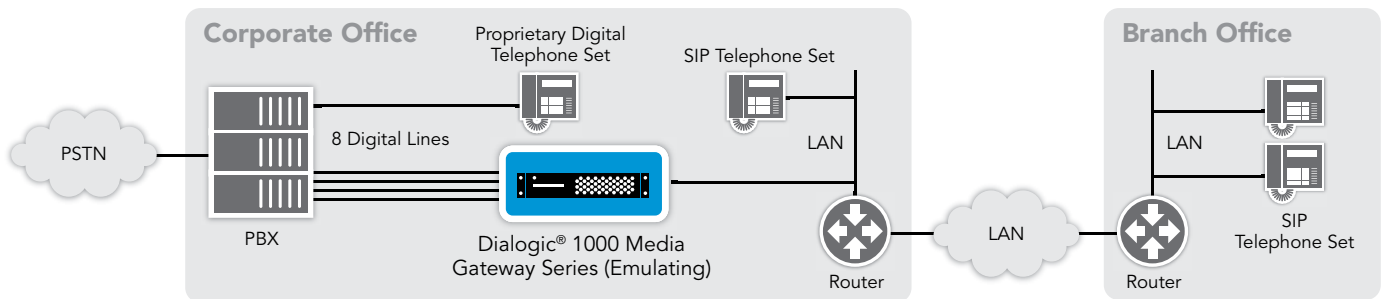


Figure 2. IP-Enabled PBX in Communication with SIP Devices at a Branch Office over a WAN

Call Routing

The DMG1000 Gateways route calls from the switched network to a VoIP destination on the IP network. Conversely, the DMG1000 Gateways route calls from the IP network through a switch port to a destination telephone number on the switched network. The DMG1000 Gateways support the following call routing options:

- User-configurable list of VoIP servers
- IP load balancing
- IP fault tolerance
- TDM-to-TDM

Dialogic® 1000 Media Gateway Series

Physical Description

Figure 3 shows the LEDs on the front panel of a DMG1000 Gateway, which reflects the status of the unit, Ethernet, and PBX telephony ports.





Figure 3. DMG1000 Gateway Front Panel

Ready — Shows overall unit status

Link — Shows the unit's Ethernet status

Data — Shows the unit's Ethernet RTP activity

Port Status 1–8 — Shows the unit's PBX link status for each TDM port



The back panel (Figure 4) contains both interfaces and indicators.

Figure 4. DMG1000 Gateway Rear Panel

Interfaces

- DC power
- Serial port for diagnostics or serial protocol support
- 8 telephony ports
- Ethernet port
- Reset switch

Status Indicators

- 10/100Base-T
- Full/half duplex
- TX/RX traffic
- Ethernet link state
- Ethernet collision

Technical Specifications

PBX Interface

Number of ports	8 port analog units, and 8 port Digital PBX emulation units Use multiple gateway units for higher port counts
Connectors	8 shielded female RJ-45 jacks

Network Interface

Connector	10/100 Base-T Ethernet LAN port 1 shielded female RJ-45 jack for LAN
-----------	---

VoIP Protocols

SIP per RFC 3261
RTP/RTCP for delivery of voice

FoIP Protocol

T.38 FoIP	Emulation units transcode fax from T.30 fax protocol, supporting V.17, V.21, V.27, and V.29 modulation schemes, to T.38 for transmission over a packet network
-----------	--

Voice Support

G.711 -Law and A-Law, G.723.1, G.729AB
Silence suppression with comfort noise
G.168 automatic echo cancellation
Call Progress Analysis (CPA), including Positive Voice Detection, Positive Answering Machine Detection (PAMD), DTMF detection, and fax tone detection

Quality of Service

Type of Service (ToS)
IP precedence

Configuration and Management

SNMP v1	Read-only for alarm reporting
Web GUI	With context-sensitive Help facility
Telnet	
BOOTP client and TFTP client	Built-in

Call Routing

User configuration list of VoIP endpoints
IP load balancing
IP fault tolerance
Supports configuration of a backup SIP proxy server

IP Security

TLS for SIP messages
SRTP for media stream
HTTPS for web interface

Power Requirements

Line voltage	90 VAC to 264 VAC
Frequency	47 Hz to 63 Hz

Dialogic® 1000 Media Gateway Series

Physical Dimensions

Length	10 in. (25.4 cm)
Width	9.5 in. (24.1 cm)
Height	2.1 in. (5.3 cm)
Weight	Approximately 2.5 lbs. (1.13 kg)

Environmental Requirements

Operating temperature	32°F to 122°F (0°C to 40°C)
Non-operating temperature	-4°F to 158°F (-20°C to 70°C)

Approvals, Compliance and Warranty

Environmental Information	http://www.dialogic.com/en/company/environmental-policy.aspx
Country-specific safety and telecom approvals	http://www.dialogic.com/declarations
Warranty Information	http://www.dialogic.com/warranties

Ordering Information

Please see the [Ordering Information](#) tab for these products



www.dialogic.com

For a list of Dialogic locations and offices, please visit: <https://www.dialogic.com/contact.aspx>

Dialogic and PowerMedia are either registered trademarks or trademarks of Dialogic Corporation and its affiliates or subsidiaries ("Dialogic"). Dialogic's trademarks may be used publicly only with permission from Dialogic. Such permission may only be granted by Dialogic's legal department at 6700 Cote-de-Liesse Road, Suite 100, Borough of Saint-Laurent, Montreal, Quebec, Canada H4T 2B5. The names of actual companies and products mentioned herein are the trademarks of their respective owners.

Dialogic encourages all users of its products to procure all necessary intellectual property licenses required to implement their concepts or applications, which licenses may vary from country to country. None of the information provided in this Datasheet other than what is listed under the section entitled Technical Specifications forms part of the specifications of the product and any benefits specified are not guaranteed. No licenses or warranties of any kind are provided under this datasheet.

Dialogic may make changes to specifications, product descriptions, and plans at any time, without notice.

Copyright © 2016 Dialogic Corporation All rights reserved.

03/16 7135-12